

Election data

November 22, 2012

```
> library(EffectStars)
> data(election)
```

Effect Stars for the multinomial logit model for the election data.

```
> star.nominal(Partychoice ~ Age + Religion + Democracy + Pol.Interest +
+ Unemployment + Highschool + Union + West + Gender, election, cex.cat = 1,
+ cex.labels = 1.2, lwd.circle = 1.5, dist.cov = 0.8)
```

\$odds

	(Intercept)	Age	Religioncatholic	Religionother	religion
CDU	4.0414158	1.3610161	1.4966911		0.6995757
SPD	1.5990006	1.1593572	0.8217861		0.6516310
FDP	0.7082679	0.8949610	1.0941385		1.3833039
Greens	0.3340830	0.6717697	0.8806534		1.3315266
Left Party	0.6539821	1.0541319	0.8437848		1.1909572
	Democracynot	satisfied	Pol.Interestless	interested	
CDU		0.4647253		1.2235442	
SPD		0.6981525		1.4007699	
FDP		1.0014343		0.7694186	
Greens		1.0089716		1.2356737	
Left Party		3.0503659		0.6136872	
	Unemploymentunemployed	Highschoolhighschool	Unionmember	Westwest	
CDU		0.5982192	1.1681632	0.6654959	0.7187890
SPD		1.1349143	0.8022312	1.4926189	1.4746517
FDP		0.5714917	1.0529720	0.6002911	1.0248899
Greens		0.9302359	1.7567334	0.6772514	1.8973253
Left Party		2.7705983	0.5768651	2.4762461	0.4851657
	Gendermale				
CDU	0.7689529				
SPD	0.8261321				
FDP	1.2896875				
Greens	0.9805111				
Left Party	1.2448406				

\$coefficients

	(Intercept)	Age	Religioncatholic	Religionother	religion
CDU	1.3965951	0.30823152	0.4032568		-0.3572813
SPD	0.4693788	0.14786573	-0.1962752		-0.4282769
FDP	-0.3449328	-0.11097512	0.0899673		0.3244748

Greens	-1.0963659	-0.39783976	-0.1270912	0.2863261
Left Party	-0.4246752	0.05271762	-0.1698577	0.1747573
	Democracynot	satisfied	Pol.Interestless	interested
CDU	-0.766308725		0.2017517	
SPD	-0.359317717		0.3370220	
FDP	0.001433271		-0.2621201	
Greens	0.008931611		0.2116163	
Left Party	1.115261560		-0.4882699	
	Unemploymentunemployed	Highschoolhighschool	Unionmember	Westwest
CDU	-0.51379796	0.15543258	-0.4072227	-0.33018737
SPD	0.12655711	-0.22035841	0.4005322	0.38842183
FDP	-0.55950540	0.05161669	-0.5103405	0.02458516
Greens	-0.07231703	0.56345605	-0.3897127	0.64044515
Left Party	1.01906328	-0.55014691	0.9067438	-0.72326476
	Gendermale			
CDU	-0.26272555			
SPD	-0.19100061			
FDP	0.25439996			
Greens	-0.01968128			
Left Party	0.21900748			
\$se				
	(Intercept)	Age	Religioncatholic	Religionother religion
CDU	0.2241870	0.06883778	0.1629128	0.1675213
SPD	0.2454879	0.07243803	0.1661371	0.1722206
FDP	0.3115688	0.09372915	0.2388946	0.2184835
Greens	0.3272034	0.09663685	0.2339585	0.2129134
Left Party	0.3132746	0.09447744	0.2328110	0.2049558
	Democracynot	satisfied	Pol.Interestless	interested
CDU	0.1388727		0.1467925	
SPD	0.1475205		0.1596902	
FDP	0.1944036		0.1906898	
Greens	0.1933154		0.2026862	
Left Party	0.2288390		0.1853461	
	Unemploymentunemployed	Highschoolhighschool	Unionmember	Westwest
CDU	0.3657289	0.1691886	0.2118735	0.1559290
SPD	0.3140074	0.1889160	0.1836202	0.1722467
FDP	0.4983006	0.2177650	0.2891981	0.2071113
Greens	0.4216166	0.2081829	0.2730795	0.2221559
Left Party	0.3014122	0.2425590	0.2163638	0.1942385
	Gendermale			
CDU	0.1353626			
SPD	0.1423081			
FDP	0.1874642			
Greens	0.1840961			
Left Party	0.1805578			
\$pvalues				
	(Intercept)	Age	Religioncatholic	Religionother religion
CDU	4.676339e-10	7.546903e-06	0.01331273	0.03294515

SPD	5.587306e-02	4.122377e-02	0.23744191	0.01289008
FDP	2.682577e-01	2.364139e-01	0.70647215	0.13751127
Greens	8.060262e-04	3.840798e-05	0.58697772	0.17868960
Left Party	1.752263e-01	5.768501e-01	0.46563779	0.39384854

	Democracy	not satisfied	Pol.	Interestless	interested
CDU		3.427534e-08		0.169317352	
SPD		1.486244e-02		0.034817542	
FDP		9.941175e-01		0.169258895	
Greens		9.631490e-01		0.296458236	
Left Party		1.096027e-06		0.008429384	

	Unemployment	unemployed	Highschool	highschool	Unionmember
CDU		0.1600629126		0.35825560	5.460469e-02
SPD		0.6869198158		0.24343826	2.916062e-02
FDP		0.2615109397		0.81263410	7.761846e-02
Greens		0.8638123794		0.00679876	1.535501e-01
Left Party		0.0007223252		0.02332342	2.779363e-05

	West	west	Gender	male
CDU		0.0342131983		0.0522701
SPD		0.0241312891		0.1795432
FDP		0.9055090031		0.1747625
Greens		0.0039407859		0.9148623
Left Party		0.0001964094		0.2251490

\$p_rel

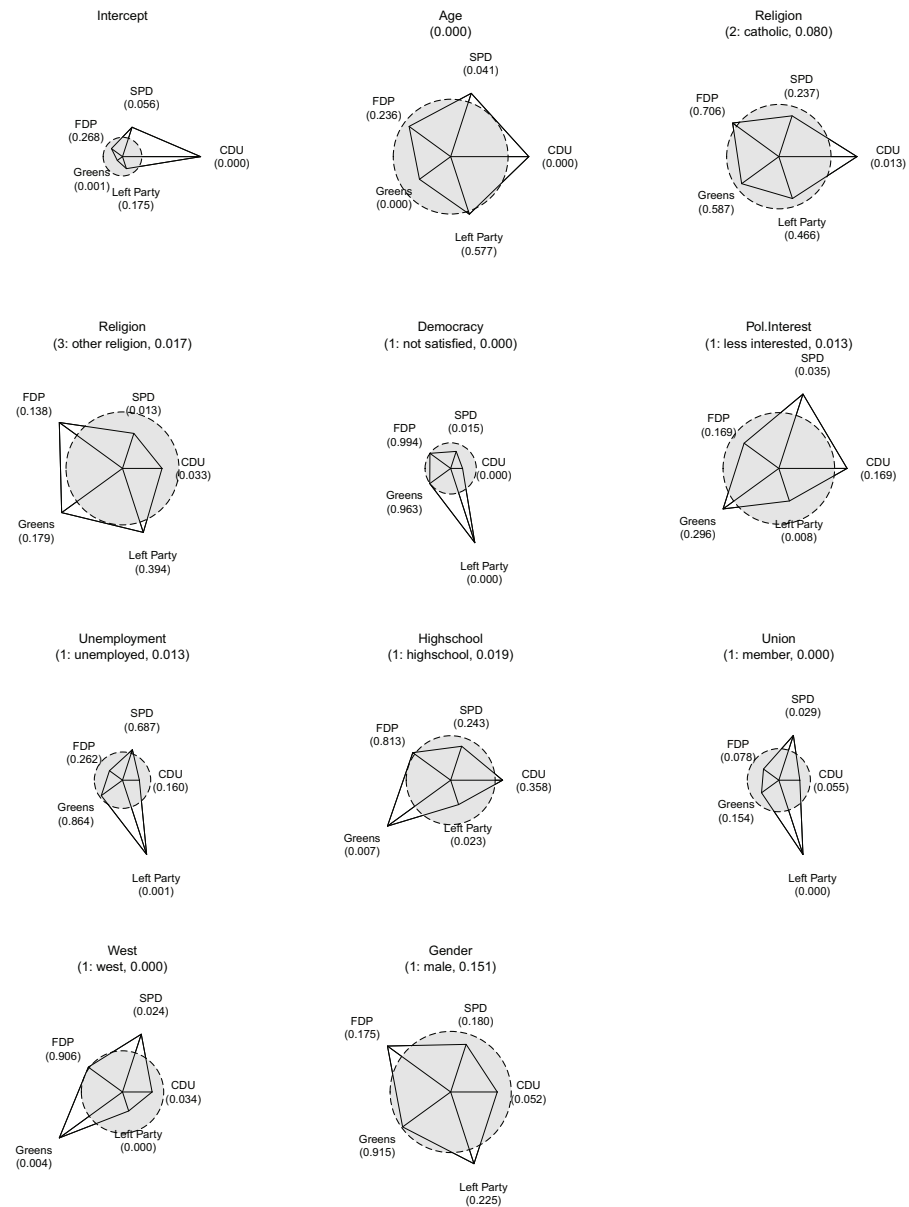
	Age	Religion	catholic	Religion	other religion
[1,]	5.625482e-07	0.08015606		0.01694874	
	Democracy	not satisfied	Pol.	Interestless	interested
[1,]		2.955651e-10		0.01335832	0.01308379
	Highschool	highschool	Unionmember	West	west
[1,]		0.01862473	3.281531e-05	1.548773e-05	0.1509492

\$xlim

[1] 10.50768 57.38810

\$ylim

[1] 10.06313 72.58383



Effect Stars for the multinomial logit model for the election data using effect coding for the categorical predictor religion.

```
> star.nominal(Partychoice ~ Age + Religion + Democracy + Pol.Interest +
+ Unemployment + Highschool + Union + West + Gender, election, cex.cat = 1,
+ cex.labels = 1.2, lwd.circle = 1.5, dist.cov = 0.8, pred.coding = "effect")
```

\$odds

	Intercept	Age	Religion	evangelical	Religion	catholic
CDU	4.1038281	1.3610161		0.9847917		1.4739290
SPD	1.2984806	1.1593572		1.2314398		1.0119801
FDP	0.8131941	0.8949610		0.8709703		0.9529622
Greens	0.3522946	0.6717697		0.9483057		0.8351287
Left Party	0.6550511	1.0541319		0.9983681		0.8424079
	Religionother religion Democracynot satisfied					
CDU		0.6889363		0.4647253		
SPD		0.8024443		0.6981525		
FDP		1.2048167		1.0014343		
Greens		1.2626943		1.0089716		
Left Party		1.1890137		3.0503659		
	Pol.Interestless interested Unemploymentunemployed					
CDU		1.2235442		0.5982192		
SPD		1.4007699		1.1349143		
FDP		0.7694186		0.5714917		
Greens		1.2356737		0.9302359		
Left Party		0.6136872		2.7705983		
	Highschoolhighschool Unionmember Westwest Gendermale					
CDU		1.1681632	0.6654959	0.7187890	0.7689529	
SPD		0.8022312	1.4926189	1.4746517	0.8261321	
FDP		1.0529720	0.6002911	1.0248899	1.2896875	
Greens		1.7567334	0.6772514	1.8973253	0.9805111	
Left Party		0.5768651	2.4762461	0.4851657	1.2448406	

\$coefficients

	Intercept	Age	Religion	evangelical	Religion	catholic
CDU	1.4119202	0.30823152		-0.015325141		0.38793162
SPD	0.2611948	0.14786573		0.208184017		0.01190886
FDP	-0.2067854	-0.11097512		-0.138147361		-0.04818006
Greens	-1.0432875	-0.39783976		-0.053078316		-0.18016948
Left Party	-0.4230420	0.05271762		-0.001633199		-0.17149094
		Religion	other religion	Democracy	not satisfied	
CDU			-0.3726065		-0.766308725	
SPD			-0.2200929		-0.359317717	
FDP			0.1863274		0.001433271	
Greens			0.2332478		0.008931611	
Left Party			0.1731241		1.115261560	
		Pol.Interest	less interested	Unemployment	unemployed	
CDU			0.2017517		-0.51379796	
SPD			0.3370220		0.12655711	
FDP			-0.2621201		-0.55950540	

Greens	0.2116163	-0.07231703
Left Party	-0.4882699	1.01906328
Highschoolhighschool Unionmember Westwest Gendermale		
CDU	0.15543258	-0.4072227 -0.33018737 -0.26272555
SPD	-0.22035841	0.4005322 0.38842183 -0.19100061
FDP	0.05161669	-0.5103405 0.02458516 0.25439996
Greens	0.56345605	-0.3897127 0.64044515 -0.01968128
Left Party	-0.55014691	0.9067438 -0.72326476 0.21900748

\$se

	Intercept	Age	Religionevangelical	Religioncatholic
CDU	0.2048527	0.06883778	0.09223404	0.1001696
SPD	0.2302249	0.07243803	0.09354620	0.1038551
FDP	0.2783841	0.09372915	0.13052397	0.1410168
Greens	0.2983730	0.09663685	0.12673599	0.1395627
Left Party	0.2903597	0.09447744	0.12295070	0.1410763
	Religionother religion	Democracynot satisfied		
CDU		0.1026721	0.1388727	
SPD		0.1071075	0.1475205	
FDP		0.1295140	0.1944036	
Greens		0.1278394	0.1933154	
Left Party		0.1258484	0.2288390	
	Pol.Interestless interested	Unemploymentunemployed		
CDU		0.1467925	0.3657289	
SPD		0.1596902	0.3140074	
FDP		0.1906898	0.4983006	
Greens		0.2026862	0.4216166	
Left Party		0.1853461	0.3014122	
	Highschoolhighschool Unionmember Westwest Gendermale			
CDU		0.1691886	0.2118735	0.1559290
SPD		0.1889160	0.1836202	0.1722467
FDP		0.2177650	0.2891981	0.2071113
Greens		0.2081829	0.2730795	0.2221559
Left Party		0.2425590	0.2163638	0.1942385

\$pvalues

	Intercept	Age	Religionevangelical	Religioncatholic
CDU	5.487166e-12	7.546903e-06	0.86803502	0.0001076154
SPD	2.565764e-01	4.122377e-02	0.02604988	0.9087082871
FDP	4.575989e-01	2.364139e-01	0.28987035	0.7326054235
Greens	4.712495e-04	3.840798e-05	0.67535490	0.1967185156
Left Party	1.451278e-01	5.768501e-01	0.98940172	0.2241410666
	Religionother religion	Democracynot satisfied		
CDU		0.0002844199	3.427534e-08	
SPD		0.0398908409	1.486244e-02	
FDP		0.1502451117	9.941175e-01	
Greens		0.0680709355	9.631490e-01	
Left Party		0.1689280321	1.096027e-06	
	Pol.Interestless interested	Unemploymentunemployed		
CDU		0.169317352	0.1600629126	

SPD	0.034817542	0.6869198158
FDP	0.169258895	0.2615109397
Greens	0.296458236	0.8638123794
Left Party	0.008429384	0.0007223252

	Highschool	highschool	Unionmember	Westwest	Gender	male
CDU	0.35825560	5.460469e-02	0.0342131983	0.0522701		
SPD	0.24343826	2.916062e-02	0.0241312891	0.1795432		
FDP	0.81263410	7.761846e-02	0.9055090031	0.1747625		
Greens	0.00679876	1.535501e-01	0.0039407859	0.9148623		
Left Party	0.02332342	2.779363e-05	0.0001964094	0.2251490		

\$p_rel

	Age	Religion	evangelical	Religion	catholic	Religion	other religion
[1,]	5.625482e-07	0.2626094	0.003582126	0.0005500146			

	Democracy	not satisfied	Pol. Interest	less interested	Unemployment	unemployed
[1,]	2.955651e-10	0.01335832	0.01308379			

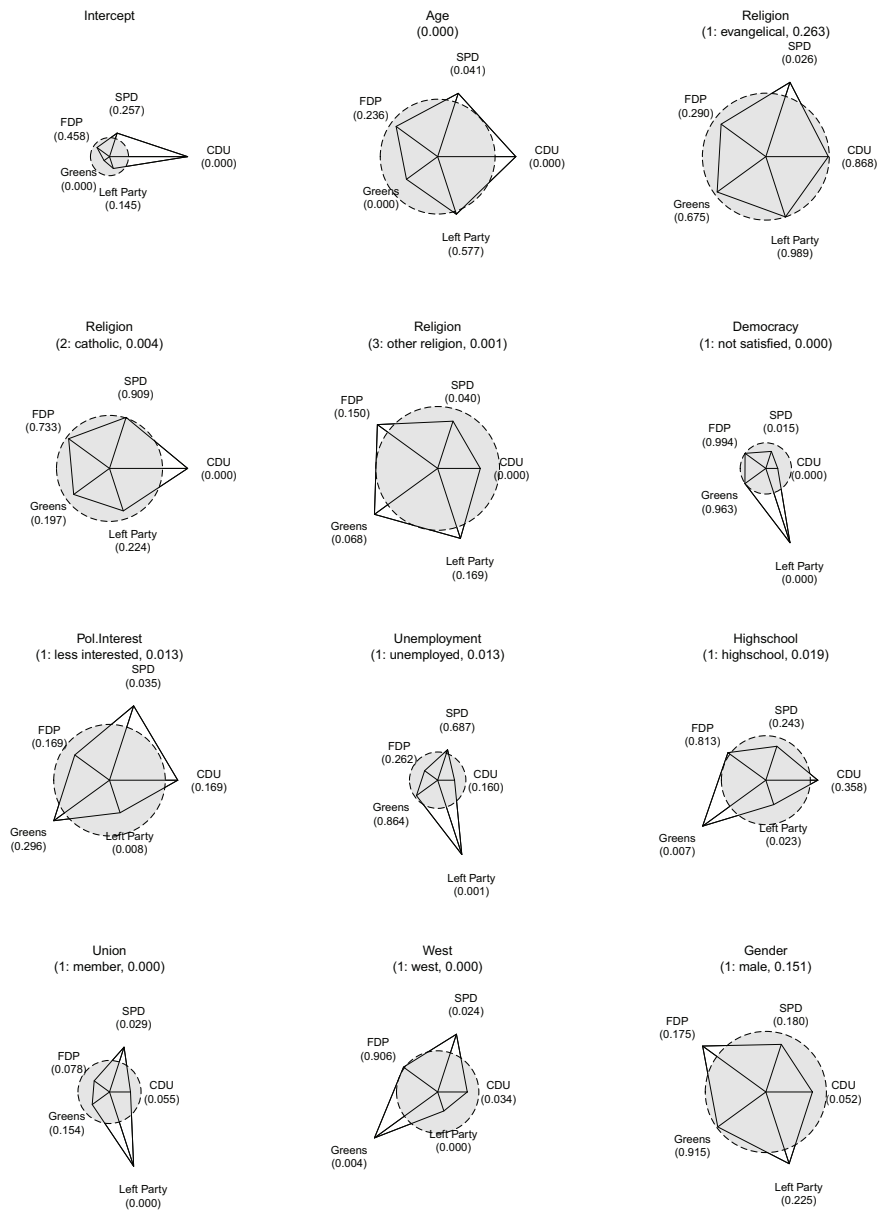
	Highschool	highschool	Unionmember	Westwest	Gender	male
[1,]	0.01862473	3.281531e-05	1.548773e-05	0.1509492		

\$xlim

[1] 10.66995 58.27436

\$ylim

[1] 10.21853 73.70475



Effect Stars for the multinomial logit model for the election data including confidence intervals.

```
> star.nominal(Partychoice ~ Age + Religion + Democracy + Pol.Interest +
+ Unemployment + Highschool + Union + West + Gender, election, cex.cat = 1,
+ cex.labels = 1.2, conf.int = TRUE, dist.cov = 0.7, lwd.circle = 0.01,
+ lty.circle = "solid", col.circle = "gray90")
```

\$odds

	(Intercept)	Age	Religioncatholic	Religionother	religion
CDU	4.0414158	1.3610161	1.4966911		0.6995757
SPD	1.5990006	1.1593572	0.8217861		0.6516310
FDP	0.7082679	0.8949610	1.0941385		1.3833039
Greens	0.3340830	0.6717697	0.8806534		1.3315266
Left Party	0.6539821	1.0541319	0.8437848		1.1909572
	Democracynot	satisfied	Pol.Interestless	interested	
CDU		0.4647253		1.2235442	
SPD		0.6981525		1.4007699	
FDP		1.0014343		0.7694186	
Greens		1.0089716		1.2356737	
Left Party		3.0503659		0.6136872	
	Unemploymentunemployed	Highschoolhighschool	Unionmember	Westwest	
CDU		0.5982192	1.1681632	0.6654959	0.7187890
SPD		1.1349143	0.8022312	1.4926189	1.4746517
FDP		0.5714917	1.0529720	0.6002911	1.0248899
Greens		0.9302359	1.7567334	0.6772514	1.8973253
Left Party		2.7705983	0.5768651	2.4762461	0.4851657
	Gendermale				
CDU	0.7689529				
SPD	0.8261321				
FDP	1.2896875				
Greens	0.9805111				
Left Party	1.2448406				

\$coefficients

	(Intercept)	Age	Religioncatholic	Religionother	religion
CDU	1.3965951	0.30823152	0.4032568		-0.3572813
SPD	0.4693788	0.14786573	-0.1962752		-0.4282769
FDP	-0.3449328	-0.11097512	0.0899673		0.3244748
Greens	-1.0963659	-0.39783976	-0.1270912		0.2863261
Left Party	-0.4246752	0.05271762	-0.1698577		0.1747573
	Democracynot	satisfied	Pol.Interestless	interested	
CDU		-0.766308725		0.2017517	
SPD		-0.359317717		0.3370220	
FDP		0.001433271		-0.2621201	
Greens		0.008931611		0.2116163	
Left Party		1.115261560		-0.4882699	
	Unemploymentunemployed	Highschoolhighschool	Unionmember	Westwest	
CDU		-0.51379796	0.15543258	-0.4072227	-0.33018737
SPD		0.12655711	-0.22035841	0.4005322	0.38842183

FDP	-0.55950540	0.05161669	-0.5103405	0.02458516
Greens	-0.07231703	0.56345605	-0.3897127	0.64044515
Left Party	1.01906328	-0.55014691	0.9067438	-0.72326476

	Gendermale
CDU	-0.26272555
SPD	-0.19100061
FDP	0.25439996
Greens	-0.01968128
Left Party	0.21900748

\$se

	(Intercept)	Age	Religioncatholic	Religionother	religion
CDU	0.2241870	0.06883778	0.1629128		0.1675213
SPD	0.2454879	0.07243803	0.1661371		0.1722206
FDP	0.3115688	0.09372915	0.2388946		0.2184835
Greens	0.3272034	0.09663685	0.2339585		0.2129134
Left Party	0.3132746	0.09447744	0.2328110		0.2049558

	Democracynot	satisfied	Pol.Interestless	interested
CDU		0.1388727		0.1467925
SPD		0.1475205		0.1596902
FDP		0.1944036		0.1906898
Greens		0.1933154		0.2026862
Left Party		0.2288390		0.1853461

	Unemploymentunemployed	Highschoolhighschool	Unionmember	Westwest
CDU	0.3657289	0.1691886	0.2118735	0.1559290
SPD	0.3140074	0.1889160	0.1836202	0.1722467
FDP	0.4983006	0.2177650	0.2891981	0.2071113
Greens	0.4216166	0.2081829	0.2730795	0.2221559
Left Party	0.3014122	0.2425590	0.2163638	0.1942385

	Gendermale
CDU	0.1353626
SPD	0.1423081
FDP	0.1874642
Greens	0.1840961
Left Party	0.1805578

\$pvalues

	(Intercept)	Age	Religioncatholic	Religionother	religion
CDU	4.676339e-10	7.546903e-06	0.01331273		0.03294515
SPD	5.587306e-02	4.122377e-02	0.23744191		0.01289008
FDP	2.682577e-01	2.364139e-01	0.70647215		0.13751127
Greens	8.060262e-04	3.840798e-05	0.58697772		0.17868960
Left Party	1.752263e-01	5.768501e-01	0.46563779		0.39384854

	Democracynot	satisfied	Pol.Interestless	interested
CDU		3.427534e-08		0.169317352
SPD		1.486244e-02		0.034817542
FDP		9.941175e-01		0.169258895
Greens		9.631490e-01		0.296458236
Left Party		1.096027e-06		0.008429384

	Unemploymentunemployed	Highschoolhighschool	Unionmember
--	------------------------	----------------------	-------------

```

CDU          0.1600629126          0.35825560 5.460469e-02
SPD          0.6869198158          0.24343826 2.916062e-02
FDP          0.2615109397          0.81263410 7.761846e-02
Greens       0.8638123794          0.00679876 1.535501e-01
Left Party   0.0007223252          0.02332342 2.779363e-05

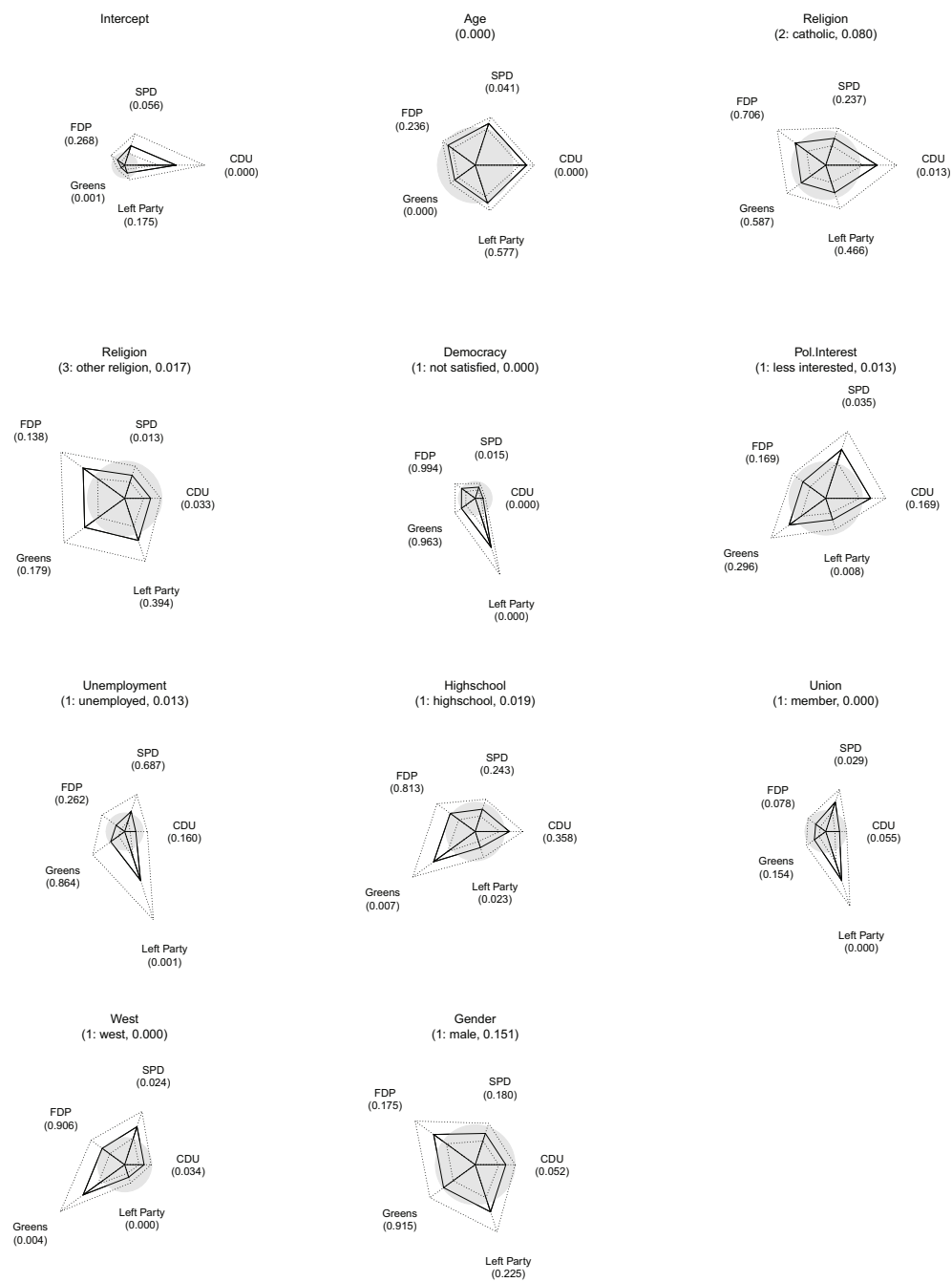
      Westwest Gendermale
CDU      0.0342131983 0.0522701
SPD      0.0241312891 0.1795432
FDP      0.9055090031 0.1747625
Greens   0.0039407859 0.9148623
Left Party 0.0001964094 0.2251490

$p_rel
      Age Religioncatholic Religionother religion
[1,] 5.625482e-07      0.08015606      0.01694874
      Democracynot satisfied Pol.Interestless interested Unemploymentunemployed
[1,]      2.955651e-10      0.01335832      0.01308379
      Highschoolhighschool Unionmember      Westwest Gendermale
[1,]      0.01862473 3.281531e-05 1.548773e-05 0.1509492

$xlim
[1] 21.11333 89.20505

$ylim
[1] 15.25633 119.39484

```



Effect Stars for the multinomial logit model for the election data with reference category "FDP". Leaving away the p-values can sometimes increase clarity.

```
> star.nominal(Partychoice ~ Age + Religion + Democracy + Pol.Interest +
+ Unemployment + Highschool + Union + West + Gender, election, cex.cat = 1,
+ cex.labels = 1.2, lwd.circle = 1.5, refLevel = 3, symmetric = FALSE,
+ dist.cov = 0.8, printpvalues = FALSE)
```

\$odds

	(Intercept)	Age	Religioncatholic	Religionother	religion
CDU	5.7060549	1.5207546	1.3679174		0.5057281
SPD	2.2576211	1.2954276	0.7510805		0.4710685
FDP	1.0000000	1.0000000	1.0000000		1.0000000
Greens	0.4716901	0.7506133	0.8048829		0.9625698
Left Party	0.9233541	1.1778524	0.7711865		0.8609512
	Democracynot	satisfied	Pol.Interestless	interested	
CDU		0.4640597		1.5902192	
SPD		0.6971526		1.8205564	
FDP		1.0000000		1.0000000	
Greens		1.0075265		1.6059837	
Left Party		3.0459971		0.7975986	
	Unemploymentunemployed	Highschoolhighschool	Unionmember	Westwest	
CDU		1.046768	1.1093962	1.108622	0.7013330
SPD		1.985881	0.7618732	2.486492	1.4388392
FDP		1.0000000	1.0000000	1.000000	1.0000000
Greens		1.627733	1.6683571	1.128205	1.8512480
Left Party		4.848012	0.5478446	4.125075	0.4733833
	Gendermale				
CDU	0.5962319				
SPD	0.6405676				
FDP	1.0000000				
Greens	0.7602703				
Left Party	0.9652265				

\$coefficients

	(Intercept)	Age	Religioncatholic	Religionother	religion
CDU	1.74152788	0.4192066	0.3132895		-0.68175613
SPD	0.81431163	0.2588409	-0.2862425		-0.75275168
FDP	0.00000000	0.0000000	0.0000000		0.00000000
Greens	-0.75143306	-0.2868646	-0.2170585		-0.03814868
Left Party	-0.07974242	0.1636927	-0.2598250		-0.14971745
	Democracynot	satisfied	Pol.Interestless	interested	
CDU		-0.76774200		0.4638719	
SPD		-0.36075099		0.5991422	
FDP		0.00000000		0.0000000	
Greens		0.00749834		0.4737365	
Left Party		1.11382829		-0.2261498	
	Unemploymentunemployed	Highschoolhighschool	Unionmember	Westwest	
CDU		0.04570744	0.1038159	0.1031178	-0.3547725
SPD		0.68606251	-0.2719751	0.9108727	0.3638367

FDP	0.00000000	0.0000000	0.0000000	0.0000000
Greens	0.48718838	0.5118394	0.1206278	0.6158600
Left Party	1.57856868	-0.6017636	1.4170843	-0.7478499

	Gendermale
CDU	-0.51712551
SPD	-0.44540057
FDP	0.00000000
Greens	-0.27408124
Left Party	-0.03539248

\$se

	(Intercept)	Age	Religioncatholic	Religionother	religion
CDU	0.4221328	0.1284995	0.3203722		0.3074730
SPD	0.4442698	0.1327443	0.3263157		0.3141545
FDP	0.0000000	0.0000000	0.0000000		0.0000000
Greens	0.5159550	0.1543796	0.3848794		0.3480935
Left Party	0.5063563	0.1516420	0.3850338		0.3421559

	Democracynot	satisfied	Pol.Interestless	interested
CDU		0.2600887		0.2661171
SPD		0.2699519		0.2800941
FDP		0.0000000		0.0000000
Greens		0.3083424		0.3181750
Left Party		0.3492097		0.3002552

	Unemploymentunemployed	Highschoolhighschool	Unionmember	Westwest
CDU	0.7168346	0.3031167	0.4094231	0.2863042
SPD	0.6775919	0.3242640	0.3875045	0.3039587
FDP	0.0000000	0.0000000	0.0000000	0.0000000
Greens	0.7594319	0.3391805	0.4639223	0.3477697
Left Party	0.6641306	0.3727579	0.4108462	0.3211392

	Gendermale
CDU	0.2570587
SPD	0.2654992
FDP	0.0000000
Greens	0.3006965
Left Party	0.2982224

\$p_rel

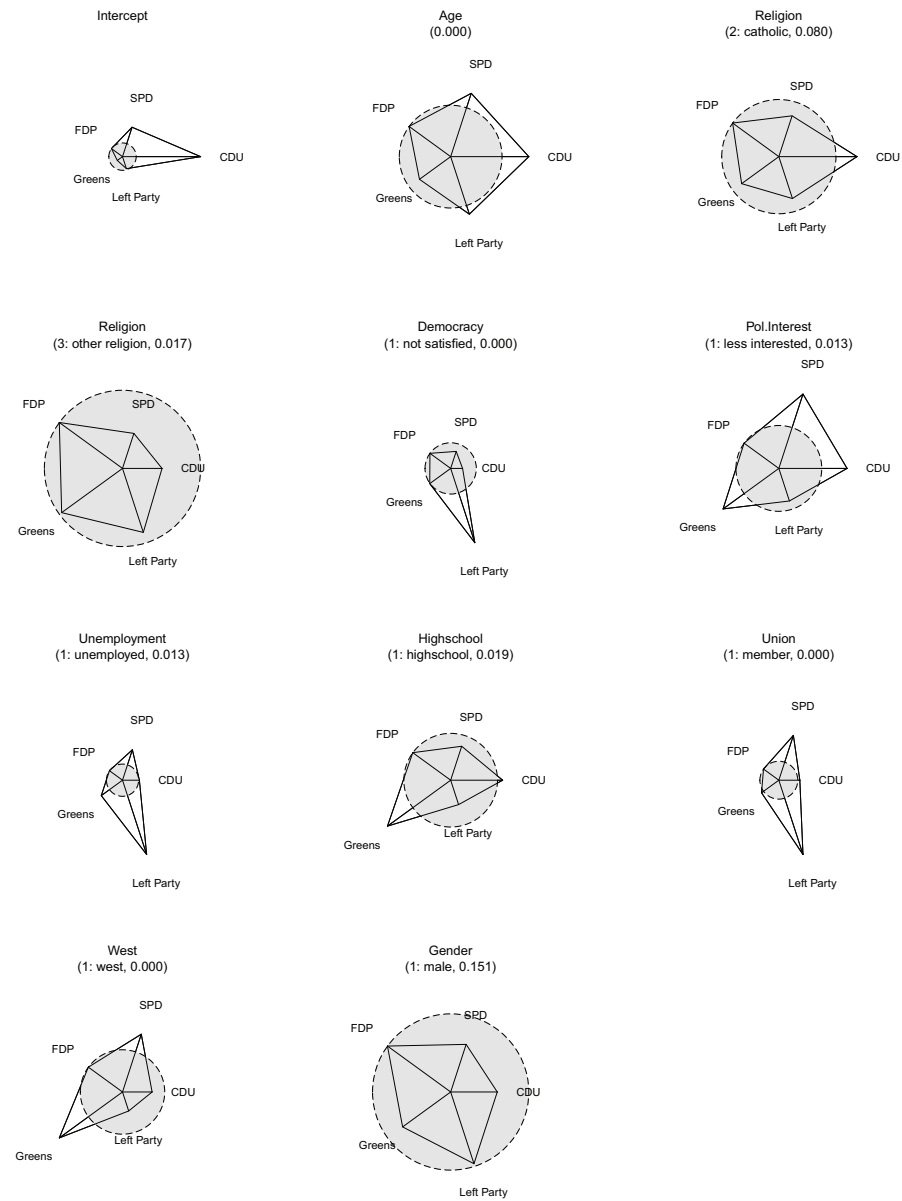
	Age	Religioncatholic	Religionother	religion
[1,]	5.625482e-07	0.08015606	0.01694874	
	Democracynot	satisfied	Pol.Interestless	interested
[1,]	2.955651e-10		0.01335832	0.01308379
	Highschoolhighschool	Unionmember	Westwest	Gendermale
[1,]	0.01862473	3.281531e-05	1.548773e-05	0.1509492

\$xlim

[1] 14.83574 81.02598

\$ylim

[1] 14.20808 102.48075



Effect Stars for the multinomial logit model for the election data with four category-specific covariates.

```
> election[,13:16] <- election[,13:16] - election[,12]
> election[,18:21] <- election[,18:21] - election[,17]
> election[,23:26] <- election[,23:26] - election[,22]
> election[,28:31] <- election[,28:31] - election[,27]
> election$Social <- election$Social_SPD
> election$Immigration <- election$Immigration_SPD
> election$Nuclear <- election$Nuclear_SPD
> election$Left_Right <- election$Left_Right_SPD
> star.nominal(Partychoice ~ Social + Immigration + Nuclear + Left_Right + Age +
+ Religion + Democracy + Pol.Interest + Unemployment + Highschool + Union + West +
+ Gender, data = election,
+ xij = list(Social ~ Social_SPD + Social_FDP + Social_Greens + Social_Left,
+ Immigration ~ Immigration_SPD + Immigration_FDP + Immigration_Greens + Immigration_Left,
+ Nuclear ~ Nuclear_SPD + Nuclear_FDP + Nuclear_Greens + Nuclear_Left,
+ Left_Right ~ Left_Right_SPD + Left_Right_FDP + Left_Right_Greens + Left_Right_Left),
+ cex.cat = 1, cex.labels = 1.4, lwd.circle = 1.5, dist.cov = 0.8)
```

\$odds

	(Intercept)	Age	Religioncatholic	Religionother	religion
CDU	3.8011447	1.3612851	1.7116679		0.9270493
SPD	1.2689668	1.1631240	0.8119858		0.7070553
FDP	0.6002334	0.9448420	1.3554629		1.7608286
Greens	0.4484616	0.7078829	0.9066765		1.0931248
Left Party	0.7701760	0.9442876	0.5854530		0.7926053
	Democracynot	satisfied	Pol.Interestless	interested	
CDU		0.4898356		1.1705339	
SPD		0.7386462		1.3192603	
FDP		1.1961609		0.7482434	
Greens		0.8630963		1.1128787	
Left Party		2.6770981		0.7776690	
	Unemploymentunemployed	Highschoolhighschool	Unionmember	Westwest	
CDU		0.9584716	1.3080832	0.6214195	0.5773750
SPD		1.0117595	0.8614084	1.4443515	1.6367666
FDP		0.8997789	1.3046584	0.7169625	0.7455735
Greens		0.7956908	1.4416545	0.6326797	1.7707552
Left Party		1.4403343	0.4718430	2.4561892	0.8015050
	Gendermale				
CDU		0.8015079			
SPD		0.7659470			
FDP		1.0759390			
Greens		1.0678932			
Left Party		1.4176792			

\$coefficients

	(Intercept)	Age	Religioncatholic	Religionother	religion
CDU	1.3353023	0.30842916	0.53746829		-0.07574850
SPD	0.2382030	0.15110952	-0.20827246		-0.34664642

FDP	-0.5104367	-0.05673755	0.30414302	0.56578447
Greens	-0.8019323	-0.34547661	-0.09796952	0.08904038
Left Party	-0.2611363	-0.05732452	-0.53536933	-0.23242993
	Democracynot	satisfied	Pol.Interestless	interested
CDU		-0.7136854	0.1574600	
SPD		-0.3029363	0.2770712	
FDP		0.1791172	-0.2900269	
Greens		-0.1472290	0.1069501	
Left Party		0.9847334	-0.2514543	
	Unemploymentunemployed	Highschoolhighschool	Unionmember	Westwest
CDU		-0.04241539	0.2685628	-0.4757488 -0.5492632
SPD		0.01169086	-0.1491866	0.3676605 0.4927227
FDP		-0.10560618	0.2659413	-0.3327317 -0.2936015
Greens		-0.22854455	0.3657914	-0.4577910 0.5714061
Left Party		0.36487527	-0.7511089	0.8986110 -0.2212641
	Gendermale			
CDU		-0.22126042		
SPD		-0.26664233		
FDP		0.07319380		
Greens		0.06568778		
Left Party		0.34902117		
\$se	(Intercept)	Age	Religioncatholic	Religionother religion
CDU	0.2981722	0.08679121	0.2127910	0.2131650
SPD	0.2780505	0.08018670	0.1883308	0.1920546
FDP	0.3552321	0.10436419	0.2664386	0.2458249
Greens	0.3588036	0.10644737	0.2543597	0.2385184
Left Party	0.3877065	0.11781620	0.2877358	0.2560869
	Democracynot	satisfied	Pol.Interestless	interested
CDU		0.1805016	0.1917790	
SPD		0.1660231	0.1801202	
FDP		0.2187023	0.2170315	
Greens		0.2143911	0.2290519	
Left Party		0.2820579	0.2327036	
	Unemploymentunemployed	Highschoolhighschool	Unionmember	Westwest
CDU		0.4350242	0.2204325	0.2741820 0.2029215
SPD		0.3651699	0.2110732	0.2120310 0.1931098
FDP		0.5596199	0.2476985	0.3197829 0.2347514
Greens		0.4718760	0.2372396	0.2999115 0.2481622
Left Party		0.4071883	0.2986892	0.2749185 0.2431232
	Gendermale			
CDU		0.1737192		
SPD		0.1584829		
FDP		0.2080704		
Greens		0.2018792		
Left Party		0.2212970		
\$pvalues	(Intercept)	Age	Religioncatholic	Religionother religion

CDU	7.524280e-06	0.0003798648	0.01154341	0.72232632
SPD	3.916164e-01	0.0595012660	0.26877575	0.07108457
FDP	1.507434e-01	0.5866826337	0.25365660	0.02135912
Greens	2.541623e-02	0.0011723817	0.70011784	0.70892058
Left Party	5.006031e-01	0.6265709476	0.06279671	0.36407825
	Democracynot	satisfied	Pol.Interestless	interested
CDU	0.0000768875		0.4116184	
SPD	0.0680518890		0.1239858	
FDP	0.4127862736		0.1814395	
Greens	0.4922522847		0.6405535	
Left Party	0.0004807739		0.2798851	
	Unemploymentunemployed	Highschoolhighschool	Unionmember	Westwest
CDU	0.9223284	0.22309295	0.082712972	0.006793975
SPD	0.9744602	0.47969066	0.082919129	0.010725547
FDP	0.8503197	0.28298006	0.298111111	0.211047250
Greens	0.6281504	0.12310646	0.126905294	0.021304109
Left Party	0.3702074	0.01191391	0.001080636	0.362774885
	Gendermale			
CDU	0.20278137			
SPD	0.09247829			
FDP	0.72500759			
Greens	0.74489229			
Left Party	0.11475823			

\$catspec

	Social	Immigration	Nuclear	Left_Right
[1,]	-0.1630662	-0.1194577	-0.1848822	-0.6269847

\$catspecse

	Social	Immigration	Nuclear	Left_Right
[1,]	0.03313544	0.03170079	0.02960555	0.04180896

\$p_rel

	Social	Immigration	Nuclear	Left_Right	Age
[1,]	5.117136e-07	0.0001397863	1.107482e-10	0	0.000175962
	Religioncatholic	Religionother	religion	Democracynot	satisfied
[1,]	0.0606889		0.1014177		3.01792e-05
	Pol.Interestless	interested	Unemploymentunemployed	Highschoolhighschool	
[1,]		0.2696232		0.9151604	0.04863854
	Unionmember	Westwest	Gendermale		
[1,]	0.002959962	0.001123774	0.2346133		

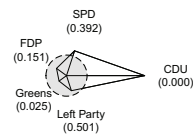
\$xlim

[1] 9.882976 53.976255

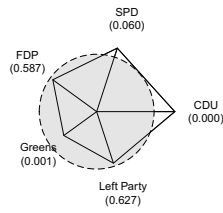
\$ylim

[1] 9.46485 68.26856

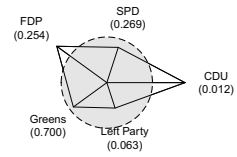
Intercept




Age
(0.000)



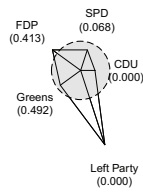
Religion
(2: catholic, 0.061)



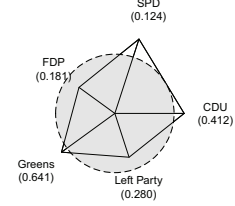
Religion
(3: other religion, 0.101)



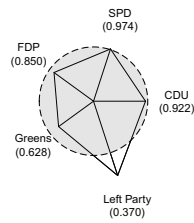
Democracy
(1: not satisfied, 0.000)



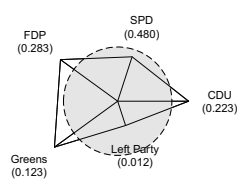
Pol.Interest
(1: less interested, 0.270)



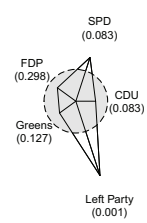
Unemployment
(1: unemployed, 0.915)



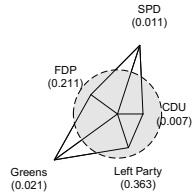
Highschool
(1: highschool, 0.049)




Union
(1: member, 0.003)



West
(1: west, 0.001)



Gender
(1: male, 0.235)



Global coefficients

